

4400 / 4401

NON INSULATED

INSULATED



Premium Commercial/Industrial Steel Panel 24 Gauge

COMMERCIAL



↑ SANDSTONE



↑ WHITE

Premium Commercial/Industrial Steel Panel

Constructed of top quality materials designed for each application and engineered for years of dependable operation.

- 24 gauge steel
- 1.0 mil paint with 3 color options
- R-value 6.85 **4401 Feature*
- Vinyl interior skin **4401 Feature*



WHITE



SANDSTONE



GRAY

**Colors may vary from actual product*


4400 / 4401


NON INSULATED INSULATED


Premium Commercial/Industrial Steel Panel 24 Gauge


COMMERCIAL


FEATURES


- 


24 GAUGE STEEL
Panels are smooth finish with two deep ribs and six small grooves. 2" section thickness.
- 


ROLLED SAFETY EDGES ON SECTION JOINTS
Interior flange of panel has a hemmed edge.
- 

17 GAUGE HOT DIPPED GALVANIZED STEEL STILES
Open sides of center and end stiles have rolled edges for safety and added strength.
- 

STILES ATTACHED WITH RIVETS
Stiles are mechanically fastened and adhesive bonded to panel to act as an integral structure of the section.
- 

TONGUE AND GROOVE MEETING RAILS
For superior strength and better sealing against wind, rain, and snow.
- 

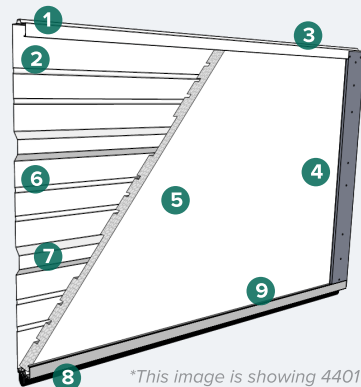
RIGID ALUMINUM RETAINER WITH WEATHERSTRIP
Provides added strength while securing replaceable U-type bottom astragal weatherstrip to help keep the elements out.
- 

GLAZING
Options of 24" x 6" or 24" x 12" windows are available. Optional Series 8000 Full View sections can be substituted for steel sections up to 20' 2".
- 

WIND LOAD
Consult factory for available wind load rated options.
- 

INSULATION
Model 4401 doors are insulated with polystyrene insulation. Interior face of insulation is covered with a vinyl protective skin. Insulation R-value is 6.85.
**4401 Feature*

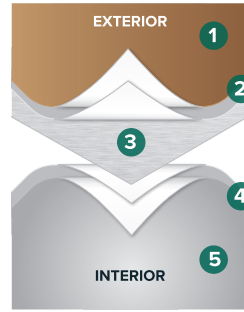
CONSTRUCTION



- 1 Tongue and groove meeting rails
- 2 Hemmed interior flange of panel
- 3 2" thick section
- 4 Heavy duty galvanized steel end and center stiles; fastened and bonded as integral structures of the section
- 5 CFC free expanded polystyrene insulation with vinyl backing (standard on 4401)
- 6 Deep ribbed steel panel, galvanized and painted
- 7 Rolled edge on open side of stiles
- 8 Replaceable U-Type vinyl bottom weatherstrip
- 9 Extruded aluminum weatherstrip retainer

**This image is showing 4401*

PAINT LAYERS



1.0 MIL PAINT SYSTEM

Includes .25 mil rust inhibiting primer and .75 mil exterior top coat that resists fading and chalking, while providing consistent color from panel to panel and more durability.

- 1 Paint - .75 MIL
- 2 Primer - .25 MIL
- 3 Steel
- 4 Primer - .2 MIL
- 5 Paint - .3 MIL

WINDOW & GLASS OPTIONS



24" x 6"








See website for glass options



24" x 12"

SIZE OPTIONS

WIDTHS:

UP TO 9'2"	
9'3" TO 12'2"	
12'3" TO 17'2"	
17'3" TO 18'2"	
18'3" TO 24'2"	
24'3" TO 26'11"	
27' TO 28'2"	

HEIGHTS: 21", 24"



5700 NW 39th St, Riverside, MO 64150
816-474-3900 / sales@doorlinkmfg.com
© doorLink Manufacturing, Inc.



See what this door looks like on your own home at doorlinkmfg.com